

TALL PINES TIDINGS



530-275-4638

MARCH 2020

TALLPINESNURSERY.SCHOOL.COM

Hello Tall Pines Families-

It is with a heavy heart that we sit and write you this instead of being in the presence of your sweet children. As per school protocol we have decided to close until April 13th which follows the Grass Valley School District guidelines and recommendation. This has all come into play very quickly as new information seems to be coming to surface by the hour. Please know that we are tracking all of this as closely as possible and will keep you informed with any updates that pertain to our Tall Pines Family.

We will weather this storm and come through a stronger and more united community. We can begin by keeping ourselves and our littles safe and healthy. We can lead by example by being brave, rational and kind. As many have heard this virus doesn't seem to be affecting children like it is adults and the elderly, BUT children are carriers.

With that being said it is our moral **RESPONSIBILITY TO LIMIT EXPOSURE, ESPECIALLY TO THE SENSITIVE GROUPS.** This means that although we will all be feeling "cooped" up, it is extremely important to take the social distancing warnings seriously. If we can buckly down now, it may lead us to a quicker return to school and all other activities we will be missing so much.

We as teachers are creating a distance learning curriculum. This will be a work in progress as it is new to all of us. We ask your patience and more importantly your ideas of how we can help our children through this. We have worked to make some goodie bags that will be set in front of the school for those of you who need support or ideas.

To begin with we can start by calling a friend or mailing a picture/artwork. Read, Read and read some more...Sing often...and love freely. We are here for you so please don't hesitate to email any of us teachers or Miss Nicole in the office.

Love, The Teachers of Tall Pines











FREE ONLINE LEARNING AT HOME

We have definitely seen where tough times bring out the best in people, and this pandemic has shown us that all over again. With schools closing, teachers and parents everywhere are scrambling to figure out how to make this all work. It has been truly amazing to see teachers and educational companies come together to help.

I have received so many emails from companies over the last couple of days that are **offering their online services for FREE**, and I wanted to put together a list for you. Some of these sites are always free, while others have add-ons or are free for a certain time period. *(a teaching blog by Jodi Southard)*

KEEP LEARNING AT HOME

Free Online Resources

 pbskids.org	 play.prodigygame.com
 www.starfall.com	 www.khanacademy.org
 kids.nationalgeographic.com	 www.typingclub.com
 ABCMouse.com/redeem Use code: SCHOOL2568	 www.squigglepark.com
 scholastic.com/learnathome	 mysterydoug.com



TALL PINES PLAY- DOUGH RECIPE

2 CUPS FLOUR
1 CUP SALT
1 TEASPOON CREAM OF TARTAR
2 TABLESPOONS OIL
1 TEASPOON FOOD COLORING
2 CUPS WATER



Mix in sauce pan over medium heat stirring constantly- until dough leaves side of pan.
Remove from pan- put onto wax paper.
When cool, knead dough.
HAVE FUN!!!

CREATE A FUNNY POTATO HEAD

This activity shows that plants don't always need soil to grow. In fact, they can live off of one another!

Yield: 1 Hairy Potato Head

Materials:

Potato
1/2 tsp. Mustard Seeds
Water
Plastic Wrap
Small Plastic Tray

Other Things You'll Need:

Paring Knife
Marking Pens



Directions:

1. Cut a slice off the bottom of the potato so it will sit flat. Cut another slice off the top of the potato so it will have a flat head.
2. Use the paring knife to cut a "hallow bowl" down into the flat top of the potato leaving a 1/4" rim of potato around the outside. Cut away the potato until the bowl is about 1/2" deep.
3. Draw a face on the potato and set it into the plastic tray. Sprinkle the mustard seeds into the hallow top. Add plenty of water. Cover the potato and tray with plastic wrap to keep the moisture inside. Add water each day for about a week.

What Happened:

The seeds sprouted, surviving on only the water and nutrients in the potato. This showed that plants do not always need soil to grow. The seeds were also able to send roots down into the potato, even though the potato is very hard.

Suggestions and Variations:

Try using mustard seed in one potato and grass seed in another to see the difference in the type of "hair" that grows.

Buy 1 Very Hungry Caterpillar Growing Kit with Live





Get 1 Cup of Caterpillars **FREE!**



Use promo code: **HUNGRY**

SHOP NOW!







www.ErinSherryPrum.com



Erin
Sherry
© Prum



A vibrant green field of dandelions in a forest setting. The dandelions are in various stages of bloom, with many showing their characteristic white seed heads. The background is filled with tall, dark tree trunks and dense green foliage, creating a serene and natural atmosphere.

When you look at
a field of dandelions
you can either see
a hundred weeds
or a hundred

wishes