

Tall Pines Tidings

Important Dates



February

- 1 Feb + May tuition (2 months' worth) is due – see your contract.
- 7 PT classes -- Valentine's celebrations
- 10 Board Meeting at 6:30 pm at school
- 12 & 13 Mon/Wed & Tues/Thurs Valentine's Celebrations in class
- 14 Olive Oil orders due.
- 14 & 17 Presidents' Holiday – no school
- 19-20 Chinese New Year
- 26-27 Parent Teacher Conferences – See schedule by sign-in sheets. **No school on these days.** No children at meeting please. You can take turns watching each other's children in the playground.

**** Registration for next school year begins now, after conference & letter of intent**



March

- 1 March tuition is due – late after the 10th
- 10 Board Meeting 6:30 pm at school
- 10-14 School pictures during class. Look for flyer in your cubby.
- 17 & 18 St. Patrick's Day Celebrations
- 19 SVC/CCPPNS Meeting – Tiny Tots in Sacramento
- 20 General Meeting 7 pm at school. Speaker TBA
- 22 **Spring Benefit** 6-9 pm at Grass Valley Elks Lodge. Babysitting available on site. There will be entertainment and auctions!! Bring Friends and Family.

Tall Pines Tidings

Kids Are Cooking in February

- 4-5 *Homemade pretzels*
- 12-13 *Valentine's Celebration in class. Sign up to bring something.*
- 19-20 *Chinese New Year. Rice, edamame... In-class celebration.*
- 26-27 *Parent-Teacher Conferences at school. No class these days.*



President's Message

Start School with a Smile

Love and Logic Parenting offers parents great tools and resources for helping our kids grow into even better kids and adults. Check out www.LoveAndLogic.com. Dr. Fay's words of wisdom have been a lifesaver for my husband and me. Here is but one of his ideas for helping your child start school with a smile!

Teach confidence by showing it: When parents spend too much time trying to calm their children's fears, their children begin to think, "Wow. If my parents are this concerned about me, and they have to talk this much about going to school, maybe there really is something to be worried about!"

More effective parents give lots of hugs, listen, and say, "I love you." Doing this, they send a very strong message of confidence. Simply put, confident parents tend to have confident kids... worried parents tend to have worried kids.

Hoping your February is filled with endless love and joy!

~ Jeanette



Mention Tall Pines and receive 10% off your purchase!

Matthew & Jeanette Angell, Proprietors
530-273-8336
olivevitality@gmail.com
126 Mill Street
Grass Valley, CA 95945

Olive VITALITY
www.OliveVitality.com

Business Office

The New Year brings lots of projects to the Business Office ~ the first of which is preliminary work for Registration! I know it's hard to believe, but it's time to start thinking about next school year. Please return the "Placement Intent" form as soon as possible. Remember, this is not set in stone, and you can change your preference ~ we're just trying to gauge class sizes and schedules. As current membership, you will have priority when we begin registration at the end of the month. Fall registration will be open to the general public by the middle of March ~ so let your friends know!

Please don't forget that February and May's Tuition are both due by February 10th. Many of you have been adding a little each month, or

Tall Pines Tidings

have paid in advance. so if you have any questions concerning your balance. please check with the business office. If this double payment causes any financial difficulty. please stop by and we can set up a payment plan that works for you! Thank you!

Since I see lots of different amounts on checks. here is a reminder of what THIS year's tuition is ~

- Parent Toddler ~ \$50/month
- 2 day/week ~ \$121/month
- 3 day/week ~ \$182/month

As always. thank you for all you do for Tall Pines! We have such a wonderful school because of our GREAT membership and teachers!!

~Your friendly business manager ~ Nicole.

Spring Benefit !!

Hello friends!

*February brings us one month closer to the biggest fundraiser of the year, the Spring Benefit! This fun night out for Tall Pines families and friends will be held on **March 22nd from 6-9pm** featuring **entertainment by Chris Kelly at the Elks Lodge in Grass Valley!** In addition, to help make this an event everyone can attend, we are bringing in babysitters from a local scout club and will be able to offer babysitting for your children 18 months or older on site at the Elks Lodge on an advance sign-up basis.*

As you may know, a big part of the event is the silent auction and we are currently soliciting donations from local businesses as well as our very own Tall Pines families. Artwork, gift certificates, massage time and birthday party packages are just some of the items we've received in years past and are looking to include in this year's auction as well. If you or someone you know have a gift you would like to donate to the school to be included in the Spring Benefit silent auction we want to hear from you!

Your Fundraising Team, Monique, Katie and Brett



(last year's varieties shown)

Olive Oil Sales

You should have received olive oil order forms in your cubbies. This year we're selling Olive Vitality extra virgin olive oil, Blood Orange Olive oil, regular balsamic vinegar, dark cherry balsamic vinegar and cranberry pear balsamic. Olive oil bottles are \$14 for 375 ml, vinegar bottles are \$9 for 200 ml.

Please share with your friends, family, co-workers and neighbors! Order forms are due back by **Friday, Feb. 14**. Orders will

Tall Pines Tidings

be delivered to Tall Pines within two weeks of that. There's an envelope next to the office to place all orders and money. If you have any questions or need more information, please call Brett Bentley at 263-6130 or email brettandjude@yahoo.com.



From Teacher Kelsey

On a personal note, my family and I are looking to find a home for our 3 pygmy goats. They have brought us much joy and we love them. However, now that the girls are older and busier, the goats are not getting the attention they deserve.



They are amazing brush clearers and so much fun for kids! If you have any interest in making them a part of your family please email or call me and I will give you more specific information. They are free to a loving family 😊

Now onto business -- I read this article the other day via Huffington Post and found that it had some important information on how helping a child can actually hinder them if we don't give them the freedom to grow and try things on their own. Copy/click link for the article: http://www.huffingtonpost.com/tim-elmore/when-preventing-hinders-preparing_b_4590700.html?utm_hp_ref=email_share

January has flown by and my family and I are doing our rain dances in hope that it helps to bring us some much needed water. Now is a great time to have conversations with your children about conservation and how each and every one of us can make a difference!

Snow, rain, snow, rain, snow, rain...

♥-- Teacher Kelsey



Good-N-Clean
House Cleaning

Molly Baker (530) 277-6674

Teacher Debby's Reminders

Please Sign up:

Parent/Teacher Conferences are going to be held on February 26 & 27. There is no school on these days. They start at 9 am and go every 15-20 minutes. This is a great way for you to meet with your teacher and chat about "your" child. This is for parents with children in M-W Older/Younger and T-Th Older/Younger. If your child is in the Parent-Toddler classes and you would like a Conference, please check in with Teacher Michelle.

Tall Pines Tidings

DON'T FORGET:

- Please bring back library books that you and your child have checked out before you check out more.
- You can bring in a book to donate to our library on your child's birthday day.



Make your Valentines!

Please regard the following requests when helping your child prepare Valentines for their classmates.

*Homemade cards are great! Keep it simple and have your child do a few at a time. **START NOW!***

No Candy please (we will be having treats during the class party).

No need to put classmates names on each Valentine. Just have them put their own signature (some children may need help with this part). It makes it simpler for your child to "mail" them.

You can use stamps and stickers in place of your child "writing" his/her name.

Please check your new class lists to know how many to make, or ask your Teacher.

Some ideas:

Cut out heart shapes and glue them onto doilies.

Cut out hearts from a finger-painted paper and add stickers.

Use your imagination or go online for cute ideas

Keep it simple!!



REMINDER:

The weather is changing. We sometimes do have snow days because of weather. Please listen to KNCO 8:30am or KNCO.com for school cancellation information.

When it rains you can drive in and park by the school. Go through gate 5, no faster than 5 mph at all times!!

Do NOT park on the grass. Park by the school in back.

**Tall Pines families can save money at
*GV Smog***

**Just mention Tall Pines and save \$10 on
your next vehicle smog test.**

Call Greg at 274-1533

**11641B Nevada City Hwy @ corner of
Joerschke**

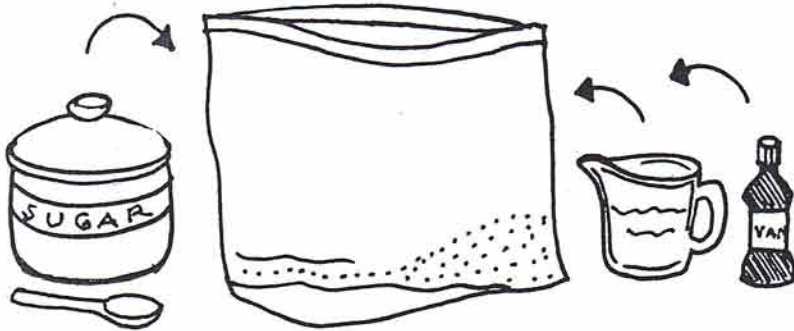
**See next page for a fun
Science Project:
Making ice cream is chemistry!**

Making ice cream is chemistry, and it sure is fun!

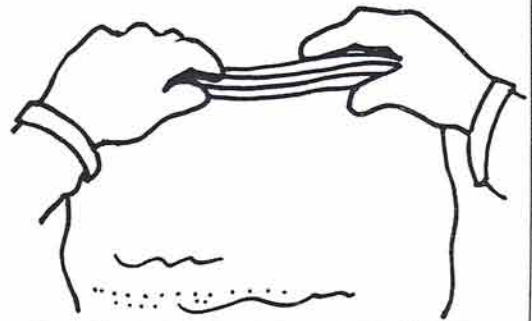
You will need

- 1 one-gallon airtight plastic bag
- 1 cup of heavy cream
- 1 tablespoon of sugar
- 1/2 teaspoon of vanilla extract
- 1 two-gallon airtight bag or a large plastic container with a lid
- 48 ice cubes (about 4 ice-cube trays full) or about three pounds of ice
- 1/2 cup of salt
- Mittens
- Kitchen timer or clock


1. Using the one-gallon airtight plastic bag, combine the heavy cream, the sugar, and the vanilla.




2. Seal the bag carefully.



3. Put the ice cubes in the larger bag or plastic container and pour the salt on the ice.



4. Put the smaller bag with the cream mixture into the bag with the ice and seal the larger bag. Put on your mittens and shake the bags for 15 minutes.



5. Remove the one-gallon bag and taste your ice cream.



You can make flavored ice cream by adding some fruit, such as strawberries, or chocolate.



Teacher Debby's Parent Page

The Importance of Child Play

In our work-oriented society, play often has a negative meaning. "Quit playing around" and "You're wasting your time playing" are but two expressions that show our lack of respect for play. But if we look closely, we will find that play is the central activity of young children. It is play that enables children to grow socially, emotionally, intellectually, and physically to their maximum potential.

The Value of Play for Social Development

The young child is not born with the ability to "get along" with others or to cooperate in activities of give and take. This skill of "learning to live and work with others" begins first as isolated play, exploring the parents' faces and bodies

mommy, daddy, doctor, grocer or fire fighter.

Finally, near the beginning of middle childhood (ages 7-11) and the beginning of formal schooling, the child acquires the ability to play games-with-rules. These include competitive games (sports and board games) and mental games (word games and those often played in the car while traveling.)

The Value of Play for Emotional Development

Young children, whose language is limited, are better able to express their feelings and understand their world through play rather than complicated words.

The child who has had a highly emotional negative experience (trip to the den-

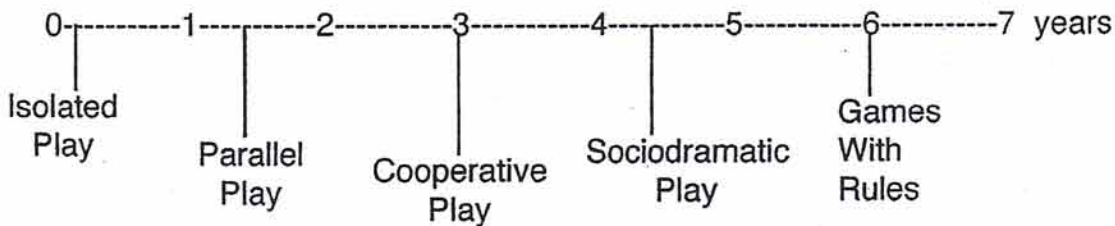
The symbols seen in children's play and artworks indicate the development of the ability to use representation (one thing stands for another.)

Just as a block can symbolize or represent a truck for the four or five-year-old child, the letters c-a-t will represent the animal that says "meow" to the older school age child.

The young child needs many experiences of playing with symbols (pretending the block is a CB radio) before he or she is ready to unlock the world of words (the letters c-a-t stand for the animal: cat), and this is required for success in beginning reading.

The Value of Play for Physical Development

It is through sensorimotor play (play with the senses and muscles) that the infant



with their own body, and exploring and manipulating toys and objects (ages 0-2.)

This is followed by parallel play, which can be seen when older toddlers play side by side, each doing a similar imitative activity, such as washing dolls, but without true communication or cooperation.

The next stage of play, near age three, is cooperative play, in which children work on one task sharing materials. Two children might build a garage with blocks or work together to create a sand city.

Later, after much experience with other children, we begin to see the development of highly valued sociodramatic play. This is the dress-up and make-believe role play that adults find so appealing during preschool to kindergarten years (ages 3-7.) Young children learn to understand social roles through role playing

tist) or positive experience (birthday party) can retreat to his or her play world and play out "dentist" or "birthday."

This replaying in the safe world of play allows the child to digest both pleasurable and unpleasant experiences, to better understand them, and to begin to gain some control over his or her feelings related to the emotional experiences.

The Value of Play for Intellectual Development

Learning is not a simple process of "putting information into" the child and then having the child "put it out." The child must play with the new information in order to understand it.

Children use toys and gestures symbolically in play at attempts to understand objects and experiences in their real world.

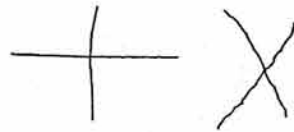
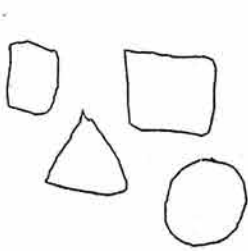
or toddler discovers his or her own body and its abilities. The preschool child is still developing this awareness through both small muscle activity (getting hands and eyes to work together) and large muscle activity (crawling, walking, running, balancing, and climbing.)

It is through play with the body senses of taste, smell, touch, sight, and hearing that body feelings become coordinated and useful for testing and gathering information about the world.

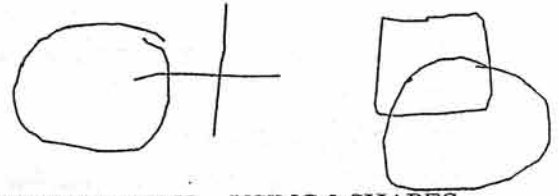
The sensorimotor play of preschool children helps them master both understanding of their bodies and the ability to control the use of their bodies more effectively.

Teacher Debby

FOLLOWING EXPERIMENTATION WITH THE BASIC SCRIBBLES, CHILDREN WILL BEGIN TO LINK WHAT THEY KNOW, CREATE NEW SHAPES, NEW DESIGNS AND WILL PROCEED THROUGH THE FOLLOWING STAGES PRIOR TO CREATING REPRESENTATIONAL ART AND PRIOR TO WRITING:

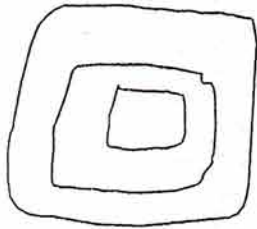


CROSSES




COMBINATIONS - USING 2 SHAPES

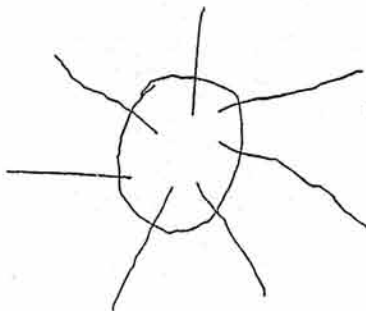
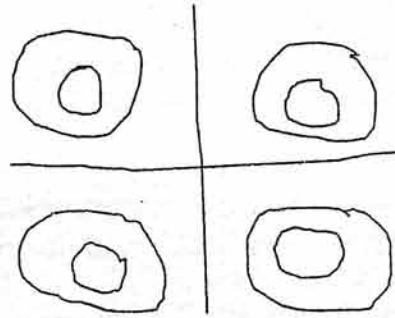
IMPLIED DIAGRAMS AND SHAPES



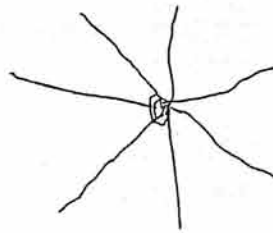
AGGREGATES -
3 OR MORE SHAPES




MANDALA - DIVIDING SPACE INTO EQUAL PARTS



SUNS



RADIALS



SUNS WITH FACES

HUMANOIDS

HUMANS

